


Planning for Post-Secondary

A.R. MacNeill Secondary School

Presentation for Parents & Students

Sept. 26th, 2023, 6:30 pm



Agenda



1 | Introductions

2 | Graduation Requirements

3 | Post Secondary Options

4 | Staying Informed

5 | Admissions Step-by-Step

6 | Financing Post Secondary

Staff



Principal:

Mr. John Blair

Vice Principals:

Mr. Al Byres

Ms. Dauvery MacDonald

Counsellors:

Ms. Heather MacLeod (A-Lin)

Mr. Joe Vernier (Lio-Z)

Career and
Post-Secondary
Information Advisor:

Ms. Marika Mayer

Roles of Counsellors and Career Information Advisor




When do students see a counsellor?

- Concerns/questions regarding mental health
- Support and resources for wellness
- Interpersonal skill building ie: conflict resolution support
- Questions/concerns regarding graduation, course selection and schedules

When do students see the Career/Post-Secondary Advisory?

- Career exploration
- Post-secondary studies exploration
- Navigating post –secondary admissions
- Financing post-secondary

Graduation Requirements



Graduation Requirements



Minimum 80 credits required including

- **All Gr 10 and 11 Required Courses**
 - **Career Life Connections 12**
- **An English 12 that meets graduation requirements**
 - **2 additional Grade 12 courses (any courses)**
 - **At least one 4-credit course focused on First Peoples content and issues (new for this year)**


Numeracy & Literacy Assessments 10

Literacy 12 Assessment

(Note: All full courses in Gr 10/11/12 = 4 credits each)

Career Life Connections (CLC)

Ms. Misfeldt , CLC 12 Coordinator
Ms. Carpenter, Coordinator for Gr 12
students needing CLC 11



Career Life Connections(CLC) 12



- A four-credit course required for graduation
 - 2 credits in grade 11
 - 2 credits in grade 12
- “**off timetable**” (*students complete on their own time with the help of their assigned CLC teacher, support can be accessed during PLT*)
- Explore education, work-related & life opportunities
- Develop personal & social competencies
- Includes 30 hours of work or volunteer experience (Gr 11)
- Capstone in Gr 12 (project based around a passion)

Career Life Connections (CLC)




Several components:

- Reflections on Personal Well-being
- Community Connections (Networking)
- Planning for Career & Life after graduation (Transferable Skills)
- Capstone Project & Celebration (June 25 & 26, 2024)

Parents should receive an email with a course outline from their child's assigned CLC 11 or 12 teacher

Post-Secondary Options



Course/Program Choices



Skilled Trades

Technical School

College

College --> University

University

Certificate

Diploma

Degree

*American College/University?
Let Counsellor know ASAP!*

Choosing a Post-Secondary Program



Canadian University Event (CUE)

Oct 5 in Surrey and **Oct 13** in Burnaby

For info and to register: <https://cuebc.org/events/>

MacNeill's BC Post Secondary Event (Mini Fair)

Tuesday, Oct 17th

Programs Research: Search on-line for programs in BC

www.educationplanner.bc.ca <https://myblueprint.ca/>

MacNeill Post-Secondary Info Sessions, at Lunch Time

KPU: Sept 29 **SFU:** Oct 27 **SFU-Beedie:** Nov 28, etc

Virtual Informational sessions, open houses & campus tours

Choosing a Post-Secondary Program



Search for programs using keywords and filters...

- Within British Columbia – use www.educationplanner.bc.ca
- Throughout Canada – use your student account at <https://myblueprint.ca>

Check admission requirements



Requirements vary from institution to institution, and program to program. **Check carefully** for...

- **General Admission Requirements** – Minimum requirements for getting your foot in the door at the post-secondary institution itself (*often includes proof of English proficiency*)
- **Program Admission Requirements** – Minimum requirements for studying within a specific program at the post-secondary institution. **Check program and individual course requirements**

Staying Informed



- **A.R. MacNeill Website: Posted information/events**
- **PLT Post-Secondary Focused Sessions** (times will be announced)
- **My School Day App**
- **Twitter**  **@ARMacNeill**
- **Instagram** **@ARMacNeill**

Staying Informed




- **The Career Centre News Website:**

<https://portal.sd38.bc.ca/public/y4q4m6k/Pages/default.aspx#/>

- **Ms.Mayer Career Centre Facebook Page:**

<https://www.facebook.com/Ms-Mayer-Career-Centre-333673583360594/>

Applications Open SOON!



University applications open in October

Applications open October 1 for:

- Langara*
- Douglas College*
- Kwantlen Polytechnic University*
- BCIT
- **Open-enrollment programs, based on date of application (1st to apply = 1st to register)**

*Complete necessary admission requirements (i.e. LPI, SAT, TOEFL, etc.) **before** the deadline

Apply for Admission



Common Applications for PSI's...

- **In British Columbia:**
<https://www.educationplannerbc.ca>
- In Ontario: <https://www.ouac.on.ca>

PSI's outside British Columbia, or private institutions not listed on Common Applications: *Follow application instructions on the PSI's web page*

You will need your PEN number (Personal Education Number) to make an application.


You can find this in MyEd on your report card

Ms. Mayer Career Centre Website Information



- University or College admission
- Scholarships, bursaries, and other financial aid
- Entrance tests required for post-secondary (IELTS, TOEFL, SAT, ACT, etc.)
- Volunteer/enrichment opportunities
- Enrichment and Leadership program opportunities
- Check items on home page calendar for details
- Check 'New Info' tab for latest updates

Trades Step-by-Step



What is a skilled Trade?



A trade is a type of work that usually requires an apprenticeship



Examples of skilled trades may include:

Hairstyling

Plumbing

Aesthetics

Electrician

Upholstery

Machinist

Millwright

Carpenter


Arborist

Chef

Horticulturist

IT technician


Youth TRAIN in Trades



BENEFITS TO PARTICIPATING IN A DISTRICT YOUTH TRAIN IN TRADES PROGRAM:


- **TUITION PAID** (*by Richmond School District #38 at a savings of \$2500 - \$4000*)
- **Early admission** to post-secondary studies while in high school
- **Earn TRIPLE CREDITS** for:
 - * high school – courses count as grade 12 electives
 - * post-secondary school (*university/college credits*)
 - * Industry Training Authority (ITA) – credit for Level 1
- **Gain a competitive advantage and employable skills**
- **Improve earning potential** coming right out of high school
- **Earn Work-Based Hours Toward Trade Certification**

Youth WORK in Trades



- **Must be employed (paid work) with a red seal certified supervisor (does not need to be direct)**
- **Every 250 hours = 4 credits**
- **Complete 16 credits (1000 hours) and receive \$1000 scholarship**
- **Gain a competitive advantage and employable skills**
- **Improve earning potential** coming right out of high school
- **Earn Work-Based Hours Toward Trade Certification**

Transcripts Step-by-Step




Release your Transcript



POST SECONDARY INSTITUTES (PSI'S)

- Most PSI's require electronic transmission of marks
- Release through **Student Transcript Service (STS)**
 - Pay close attention to each PSI's deadline and make note of this in your records
- Ministry needs student's permission to release marks by March 1st

STS Instructions Handout Available on School Website



StudentTranscripts Service Information For Students

StudentTranscripts Service (STS) is an online application for students to view their school marks, transcripts, scholarships and send transcripts electronically to post secondary institutions and employers.



Step 1 Go to the Ministry of Education's **Transcripts and Certificate website** at <http://www.StudentTranscripts.gov.bc.ca>.

Step 2 You **must sign up** for a BCeID before you can use the StudentTranscripts Service.

For BCeID signup, you need to:

- Complete the fields to register for a basic BCeID
- Select your password reset questions and answers (*remember these* as you will need them if you forget your password)
- Follow the system prompts and sign up for StudentTranscripts Service.

[Sign Up for a BCeID](#)

Step 3 Log-in to StudentTranscripts Service using your BCeID.

When registering for the Student Transcript Service using your BCeID, you will be prompted to:

- Enter your student information used by your school (see **Get Started** information above)
- Read the personal data collection info and complete the process by clicking "submit"
- An email will be sent to the email address provided and must be activated within 24 hours of receipt or you will need to complete the registration process again
- Once activated, you will be able to log onto STS using your BCeID and password.

[Log in with BCeID](#)

Step 4 From your STS Dashboard, you can choose your post-secondary institutions (PSIs) selections, preview, send and order transcripts, view exam and assessment results and view scholarship information. Please note that all transcripts previewed in the STS are considered unofficial, but official transcripts will be sent out when ordered.


You will need to consent to the STS privacy notice which enables the ministry to send your transcripts to your selected PSIs by paper or electronically depending on how the PSI is able to receive transcripts. Printed copies of transcripts may take up to 3 weeks for processing and delivery to your selected PSIs.

Troubleshooting:

For BCeID questions: <https://www.bceid.ca>

For StudentTranscripts questions: Studenttranscripts@gov.bc.ca.

Release your Transcript



To access Student Transcript Services:

1. Create a *Basic BCeID Account*

(www.bceid.ca)

- Requires your *Personal Education Number (PEN)*.
- You can find your PEN on any report card on MyEd

Release your Transcript




2. Log in to Student Transcript Services (STS).

You can:

- **View Literacy/Numeracy assessment scores**
- **View Transcript**

NOTE: Marks seen on STS are not “live,” but are updated regularly through a transfer of data between schools and the Ministry of Education.

Release your Transcript



3. Select the Post-Secondary Institutions (PSI's) to which you want your transcript sent:

- **Choose these options:**
 - **“Send my transcript now and allow this post-secondary institution to request transcript updates.”**
 - **Default date (one year)**, so that the PSI can retrieve your grades throughout the school year
- **Consent to the Privacy Notice**
- **Submit**


(Be sure to note date you release your marks in your files)

Official (Paper) Transcripts



- Some PSI's require an official paper transcript
 - Most PSI's want marks **before** May 1
 - Deadlines may vary by PSI/program.
 - **Read the fine print** of all emails from PSIs
- Official transcript can be obtained from school office (*\$5.00 each*)

Getting Organized



Get Organized



Keep track of your valuable program research: Create digital files /binder notes for each PSI you want to apply to.

Make notes about:

- First & Second Choice Program, including
 - **Admission requirements:** General and Program Requirements + specific course requirements. **Highlight courses that meet requirements at several PSIs**
 - Campus, if applicable (ie UBC Okanagan/UBC Vancouver)
 - **Admission deadlines**
 - **Other:** virtual tours, campus orientations/visits

You may want to set a reminder for these deadlines in your phone or electronic calendar.

Stay Organized



After submitting each application, **update your files:**

- **Record your student number assigned by the PSI**
- **Record all passwords you use regarding PSI accounts**
- **Review research notes for important information (ie, deadlines, updates, etc)**
- **Bookmark the PSI's student portal**
- Note admissions advisor/recruiter contact information
- Note opportunities at PSIs for virtual tours, in-person/virtual student information sessions, etc

Stay Up To Date



- Check PSI portal regularly for application status updates and important instructions
- Attend workshops and info sessions as offered (*in person or virtual*)
- Tour campuses, if possible
- Contact PSI Admissions Advisor with questions
- Attend in School PSI Presentations

Hang in there!




- Offers of admission usually start rolling in between February and April
- Most offers will be “conditional,” until you complete all grad requirements and final marks have been posted and reviewed by the PSI (July)
- Continue putting forth your best effort, to maintain your offer of admission

Hang in there!



- **Remember to apply for campus housing, if needed**
- Accept offer and pay deposit for your chosen PSI program before the deadline
- Class registration dates usually occur in July and August—Attend preparatory workshops offered by your PSI before your registration date/time!

Financing Post-Secondary




Funding Sources



- **Family contributions**
- **Student Loans** *(must be repaid)*
- **Grants or Bursaries** *(no repayment needed)*
- **Scholarships** *(no repayment needed)*

Canada/BC Loans & Grants





- Federal/Provincial student loans/grants are calculated jointly through one application
- Grants/Bursaries **do not** need to be repaid
Student Loans **do** need to be repaid
- Go to canada.ca/en/services/benefits/education/student-aid/grants-loans to learn more about Federal & Provincial grants and student loans.
- Student loans/grants are applied for late in the school year once students are transitioning to post-secondary study

Factors Affecting the Loan/Grant Awarded

- your province or territory of residence
- full time/part time study
- your family income
- if you have dependents
- your tuition fees and living expenses
- if you have a disability

The canada.ca Student Grants/Loans site includes a Student Aid Estimator that can give you an idea of the federal portion of the loan you may be eligible for.





Potential Scholarship Resources


- **In School (MacNeill-based) Scholarship Program:** Applications available online after Spring Break
- Ms. Mayer Career Centre Website (*see calendar on home page for deadlines*)
- Community/Business/Athletic/associations and clubs to which you or your family belong
- Workplace
- Post Secondary Institutions to which students apply
- Scholarship Websites (*i.e. <https://studentawards.com>*)

How Parents Can Help



- Get curious about your child's post-secondary plans
- Help your child discuss the details of planning for post-secondary, including financial details
- Be available to discuss details of the 'First Year After High School' assignment (CLC assignment)
- Help your child stay organized to meet CLC 12 and Post-Secondary Application deadlines
- Visit local Post-Secondary Institutions with your child, either in-person or virtually. PSIs generally post virtual tours on their websites

Q & A



Thank you for coming!

Have a GREAT year!

