


Planning for Post-Secondary


A.R. MacNeill Secondary School

Presentation for Parents & Students

Sept. 27, 2022, 6:30 pm



Agenda



1 | Introductions

2 | Graduation Requirements

3 | Post Secondary Options


4 | Staying Informed

5 | Admissions Step-by-Step

6 | Financing Post Secondary

7 | Graduation Activities

Staff



Principal:

Mr. John Blair

Vice Principals:

Mr. Al Byres

Ms. Dauvery MacDonald

Counsellors:

Ms. Heather MacLeod (A-Lo)


Ms. Dawn Pasin (Lu-Z)

Career


Information Advisor:

Ms. Marika Mayer

Graduation Requirements



Graduation Requirements



Graduation Credits

Minimum 80 credits required

Career Life Connections 11 & 12

English 12 Literary Studies


3 Grade 12 courses (any courses)

Numeracy & Literacy Assessments 10


Literacy 12 assessment

Career Life Connections (CLC)

Ms. Misfeldt,
Coordinator



Career Life Connections(CLC) 12



- Four-credit course required for graduation
 - 2 credits in grade 11
 - 2 credits in grade 12
- “off timetable” (*students complete on their own time with the help of their assigned CLC teacher*)
- Explore education, work-related & life opportunities
- Develop personal & social competencies
- Includes 30 hours of work or volunteer experience (Gr 11)
- Capstone in Gr 12 (project based around a passion)

Career Life Connections (CLC)




Several components:


- Reflections on Personal Well-being
- Community Connections (Networking)
- Planning for Career & Life after graduation (Transferable Skills)
- Capstone Project & Celebration (June 26 & 27, 2023)

Parents should receive an email with a course outline from their child's assigned CLC 11 or 12 teacher

Post-Secondary Options



Course/Program Choices



Skilled Trades

Technical School

College

College --> University

University


Certificate

Diploma

Degree

*American College/University?
Let Counsellor know ASAP!*

What is a skilled Trade?



A trade is a type of work that usually requires an apprenticeship



Examples of skilled trades may include:

Hairstyling

Plumbing.

Aesthetics

Electrician

Upholstery

Machinist

Millwright

Carpenter


Arborist

Chef

Horticulturist

IT technician


Youth TRAIN in Trades



BENEFITS TO PARTICIPATING IN A DISTRICT YOUTH TRAIN IN TRADES PROGRAM:

- **TUITION PAID** (*by Richmond School District #38 at a savings of \$2500 - \$4000*)
- **Early admission** to post-secondary studies while in high school
- **Earn TRIPLE CREDITS** for:
 - * high school – courses count as grade 12 electives
 - * post-secondary school (*university/college credits*)
 - * Industry Training Authority (ITA) – credit for Level 1
- **Gain a competitive advantage and employable skills**
- **Improve earning potential** coming right out of high school
- **Earn Work-Based Hours** toward trade certification

Choosing a Post-Secondary Program



Canadian University Event (CUE)

Oct 6 in Surrey and Oct 11 in Burnaby

For info and to register: <https://cuebc.org/events/>

BC Post Secondary Event at MacNeill (Mini Fair) *Tuesday*
Oct 25th


Programs Research: Search on-line for programs in BC

www.educationplanner.bc.ca

<https://myblueprint.ca/>

Virtual Informational sessions, open houses & campus tours


Choosing a Post-Secondary Program



Search for programs using keywords and filters...

- Within British Columbia – use www.educationplanner.bc.ca
- Throughout Canada – use your student account at <https://myblueprint.ca>


Check admission requirements



Requirements vary from institution to institution, and program to program. Check carefully for...


- General Admission Requirements – Minimum requirements for getting your foot in the door at the post-secondary institution itself (*often includes proof of English proficiency*)
- Program Admission Requirements – Minimum requirements for studying within a specific program at the post-secondary institution

Staying Informed



- **A.R. MacNeill Website**
- **My School Day App**
- **Twitter**  **@ARMacNeill**
- **Instagram**  **@ARMacNeill**

Staying Informed



- **The Career Centre News Website:**

<https://portal.sd38.bc.ca/public/y4q4m6k/Pages/default.aspx#/>

- **Ms.Mayer Career Centre Facebook Page:**


<https://www.facebook.com/Ms-Mayer-Career-Centre-333673583360594/>

Ms. Mayer Career Centre Website Information




- Scholarships, bursaries, and other financial aid
 - Entrance tests required for post-secondary (IELTS, TOEFL, SAT, ACT, etc.)
 - Volunteer/enrichment opportunities
 - University or college admission
 - Enrichment and Leadership program opportunities
-
- Check items on home page calendar for details
 - Check 'New Info' tab for latest updates

Admissions Step-by-Step



Applications open soon!



University applications open in Sept/Oct


Applications open October 1 for:

- Langara*
- Douglas College*
- Kwantlen Polytechnic University*
- BCIT

*Registration for courses in open-enrollment programs based on date of application (1st to apply = 1st registration dates)

Complete necessary admission requirements (i.e. LPI, SAT, TOEFL, etc.) **before** the deadline

Get Organized




Create digital files and/or binder sections for each PSI to which you plan to apply:

- First & Second Choice Program, including
 - Campus, if applicable
 - Admission requirements
- Calendar, noting deadlines

You may want to set a reminder for these deadlines in your phone or electronic calendar.

Apply for Admission




Common Applications for PSI's...

- In British Columbia:
<https://www.educationplannerbc.ca>
- In Ontario: <https://www.ouac.on.ca>

PSI's outside British Columbia, or private institutions not listed on Common Applications: *Follow application instructions on the PSI's web page*

You will need your PEN number (on your report cards)


Stay Organized



After submitting each application, update your files:

- Record your student number assigned by the PSI
- Bookmark the PSI's student portal
- Note admissions advisor/recruiter contact information


Release your Transcript



POST SECONDARY INSTITUTES (PSI'S)

- Most PSI's require electronic transmission of marks
 - Release through Student Transcript Service (STS)
 - Pay close attention to each PSI's deadline
- Ministry needs student's permission by **March 1st**

STS Instructions Handout Available on School Website



Student Transcripts Service Information For Students

Student Transcripts Service (STS) is an online application for students to view their school marks, transcripts, scholarships and send transcripts electronically to post secondary institutions and employers.



Step 1 Go to the Ministry of Education's **Transcripts and Certificate website** at <http://www.StudentTranscripts.gov.bc.ca>.

Step 2 You **must sign up** for a BCeID before you can use the Student Transcripts Service. For BCeID signup, you need to:

- Complete the fields to register for a basic BCeID
- Select your password reset questions and answers (**remember these** as you will need them if you forget your password)
- Follow the system prompts and sign up for Student Transcripts Service.

[Sign Up for a BCeID](#)

Step 3 Log-in to Student Transcripts Service using your BCeID. When registering for the Student Transcript Service using your BCeID, you will be prompted to:

- Enter your student information used by your school (see **Get Started** information above)
- Read the personal data collection info and complete the process by clicking "submit"
- An email will be sent to the email address provided and must be activated within 24 hours of receipt or you will need to complete the registration process again
- Once activated, you will be able to log onto STS using your BCeID and password.

[Log in with BCeID](#)

Step 4 From your STS Dashboard, you can choose your post-secondary institutions (PSIs) selections, preview, send and order transcripts, view exam and assessment results and view scholarship information. Please note that all transcripts previewed in the STS are considered unofficial, but official transcripts will be sent out when ordered.


You will need to consent to the STS privacy notice which enables the ministry to send your transcripts to your selected PSIs by paper or electronically depending on how the PSI is able to receive transcripts. Printed copies of transcripts may take up to 3 weeks for processing and delivery to your selected PSIs.

Troubleshooting:

For BCeID questions: <https://www.bceid.ca>

For Student Transcripts questions: Studenttranscripts@gov.bc.ca.

Release your Transcript



To access Student Transcript Services:

1. Create a *Basic BCeID Account*
(www.bceid.ca)
 - Requires your *Personal Education Number (PEN)*


Release your Transcript



2. Log in to Student Transcript Services (STS)
 - View assessment scores
 - View transcript

NOTE: Marks seen on STS are not “live,” but are updated regularly through a transfer of data between schools and the Ministry of Education.


Release your Transcript



3. Select the Post-Secondary Institutions (PSI's) to which you want your transcript sent:
 - Choose option:
 - “Send my transcript now and allow this post-secondary institution to request transcript updates.”
 - Default date (one year), so that the PSI can retrieve your grades throughout the school year
 - Consent to the Privacy Notice
 - Submit


(Be sure to note date you release your marks in your files)

Official (Paper) Transcripts




- Some PSI's require an official paper transcript
 - Most PSI's want marks **before** May 1
 - Deadlines may vary by PSI/program
- Official transcript obtained from school office (*\$5.00 each*)

Stay Up To Date




- Check PSI portal regularly for application status updates and important instructions
- Attend workshops and info sessions as offered (*in person or virtual*)
- Tour campuses, if possible
- Contact PSI Admissions Advisor with questions

Hang in there!




- Offers of admission usually start rolling in between February and April
- Most offers will be “conditional,” until you complete all grad requirements and final marks have been posted and reviewed by the PSI (July)
- Continue putting forth your best effort, to maintain your offer of admission

Hang in there!



- Remember to apply for campus housing, if needed
- Accept offer and pay deposit for your chosen PSI program before the deadline
- Class registration dates usually occur in July and August—Attend preparatory workshops offered by your PSI before your registration date/time!

Oh, no!
Is it too late..?!




We are hoping that you've planned well in advance, but if you didn't and now you do not have the courses you need for your post-secondary plans, please make an appointment to speak with your Counsellor.


(Appointments for current MacNeill students may be made on-line using the QR code here)



Financing Post-Secondary




Funding Sources




- Family contributions
- Student Loans *(must be repaid)*
- Grants or Bursaries *(no repayment needed)*
- Scholarships *(no repayment needed)*

Canada/BC Loans & Grants




- In response to Covid-19, the Government of Canada has increased grants available to students
- Go to www.canlearn.ca to learn more about Federal & Provincial grants and student loans
- Resources available at www.canlearn.ca include a Federal student aid estimator
- Note: Grants/Bursaries do not need to be repaid
Student Loans do need to be repaid



Potential Scholarship Resources

- In School Scholarship Program: Applications available online after Spring Break
- Ms. Mayer Career Centre Website (*see calendar on home page for deadlines*)
- Community/Business/Athletic/associations and clubs to which you or your family belong
- Workplace
- Post Secondary Institutions to which your student is applying
- Scholarship Websites (*i.e.* <https://studentawards.com>)


How Parents Can Help




- Get curious about your child's post-secondary plans
- Help your child meet deadlines
- Be available to discuss details of the 'First Year After High School' (CLC assignment)

Graduation Activities

- Boat Cruise – October 28
- Winter Formal – Feb 16
- Valedictory – June 7
- Grad Dinner Dance & Dry Grad – June 29




Graduation Activities 2022-2023



Stay tuned...looking to collaborate
with our Grads in the coming
weeks....!

Q & A

- General Questions are taken at this time
- More specific individual questions about post secondary choices & options you are asked to make an appointment with Ms. Mayer to find out more information.



Thank you for coming!

Have a great year!

